

A woman with blonde hair and glasses is smiling warmly at the camera. She is in a modern conference room with large windows, whiteboards displaying graphs, and several black chairs around a table. The room is brightly lit with natural light from the windows.

Welcome to XOP Networks!

Using Video Conferencing Service

Prerequisites:

1) Recent vintage computer or mobile phone

- MacBook with Chrome
- Windows PC with Chrome
- Android phone with Chrome
- iPhone with Safari

2) Broadband Internet

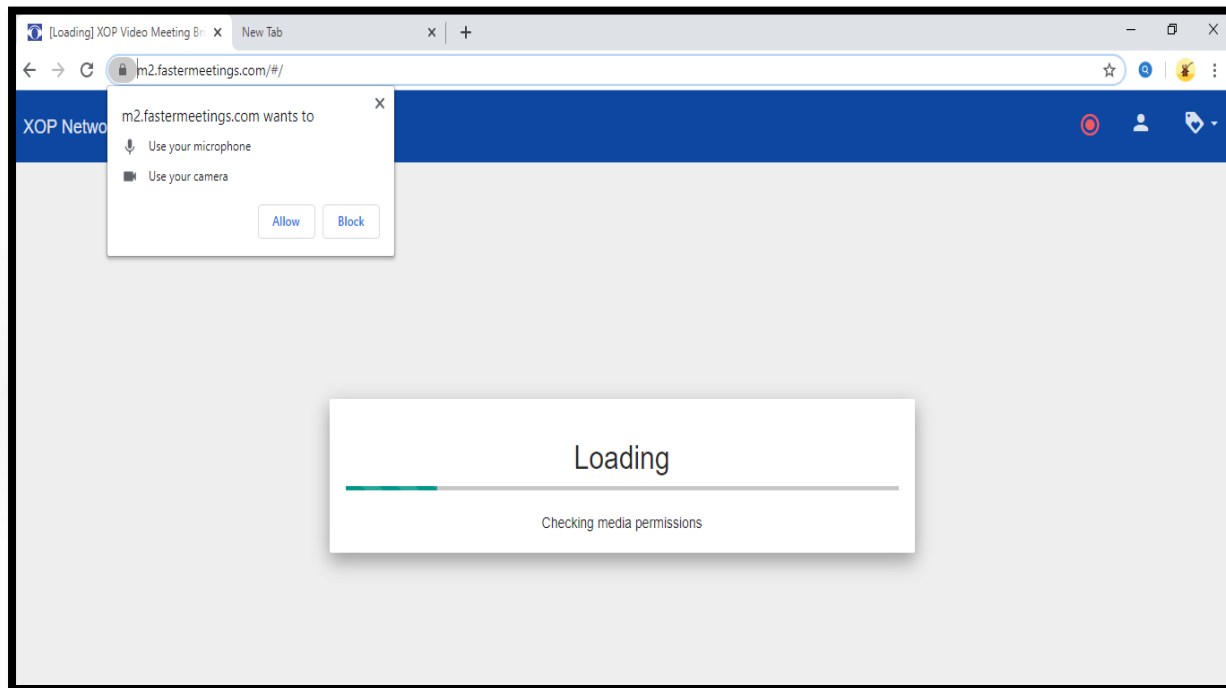
- Minimum 1 Mb/s upstream and 1 Mb/s downstream bandwidth

3) Microphone and Speaker enabled and operational

- Headset good but not necessary

Joining Using Windows PC or MacBook

- 1) Open Chrome Browser
- 2) Go To <https://m2.fastermeetings.com>
- 3) Allow Microphone and Camera



Enter your Name and Email address, Click on LOGIN

Login

Name
T Anand

Email
tanand@xopnetworks.com

[Settings](#)

Select your Camera and Microphone

Select appropriate Camera and Microphone from the drop-down lists, then Click on SAVE

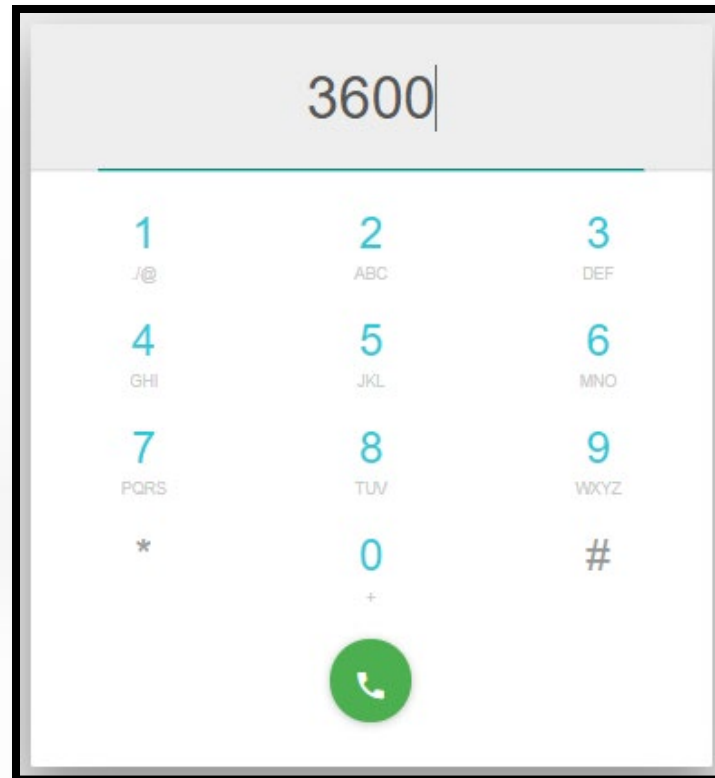
Setup your camera and microphone settings

Camera: ▼

Microphone: ▼

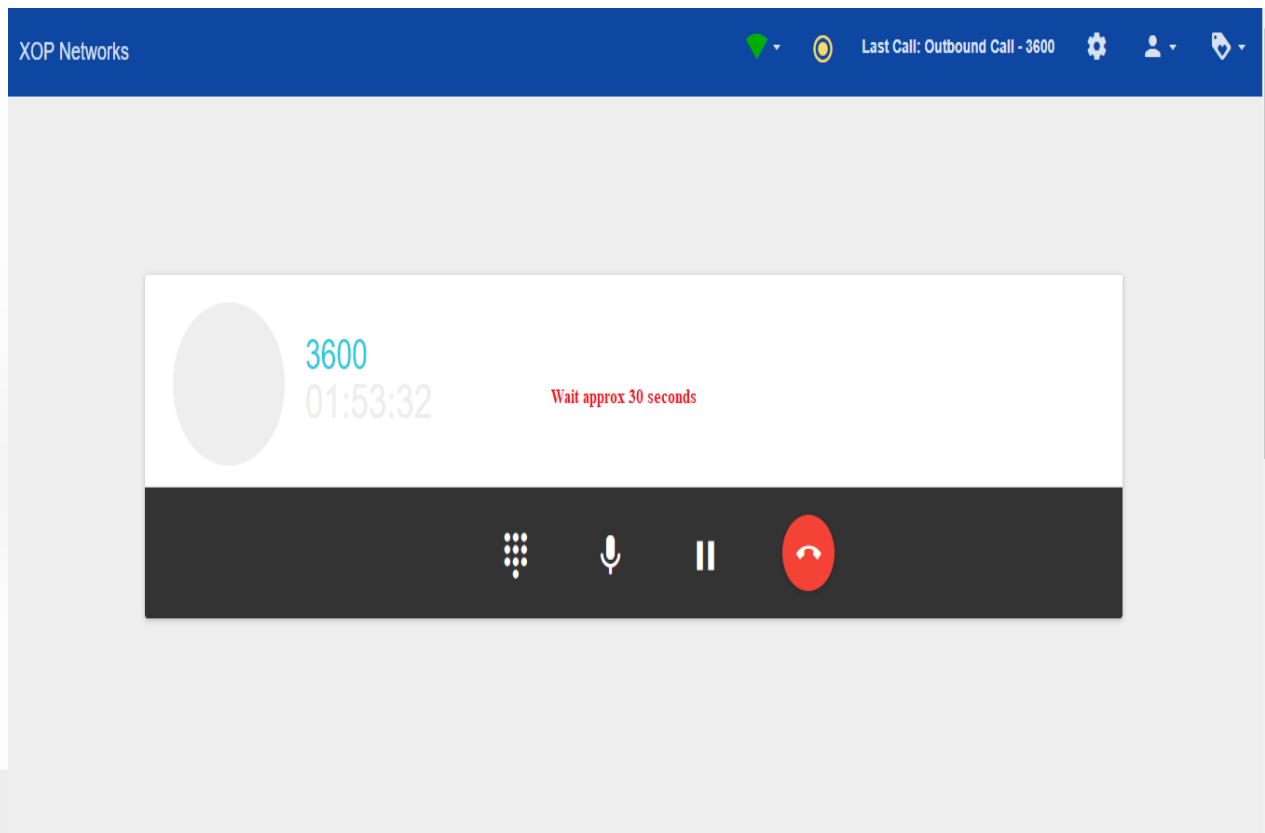
Dial your Bridge number

Dial your assigned Bridge number, then Click on Green Handset icon



Joining the Conference

Wait here as we connect you into the conference. It could take up to 30 secs




Video Conference in Progress

m2.fastermeetings.com/#/incall

Apps Gmail YouTube Maps NEC Support - Goo... NTPHP projects - G... Gaston Support - G... Conference Compa... yc startx march 202... xop db - Google Sh...

XOP Networks Outbound Call - 3600



00:28:14

END CALL

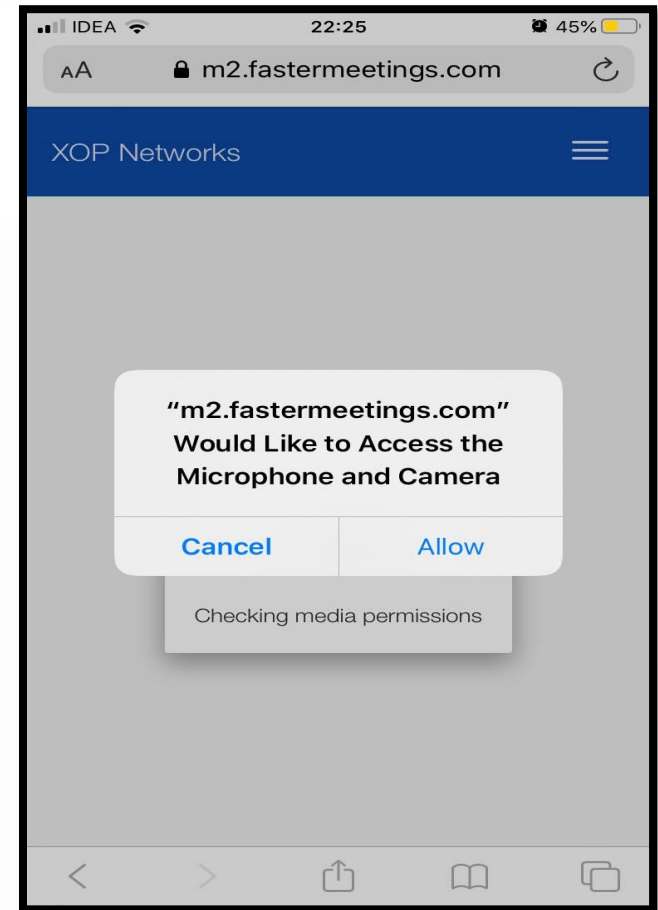
MEMBERS		CHAT
	HARI (h_venkata@yahoo.com)	
	RAJIV KARSOLIA (RKARSOLIA@GMAIL.COM)	
	ssss (squpta@xopnetworks.com)	
	Sudev Barar (sbarar@gmail.com)	
	Ashutsoh (ashutosh_ahluwalia@holma... Floor)	
	Na (NALIN@NALINCPA.COM)	
	sanjeev ghei (gheisanjeev@yahoo.co.in)	
	Sanjiv Asthana (asthanasanjiv@yahoo.com)	

Joining Using an iPhone

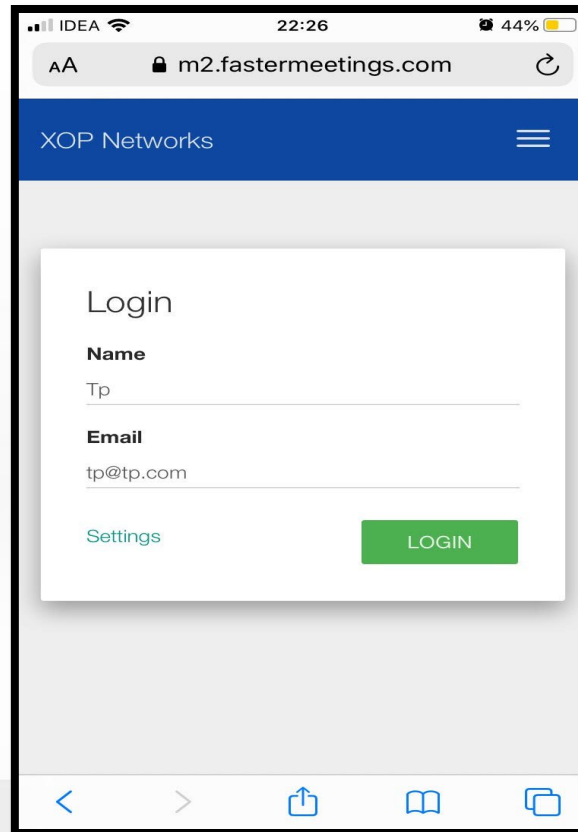
- 1) Use **Safari** Browser
- 2) Go To <https://m2.fastermeetings.com>
- 3) Allow Microphone and Camera



Safari icon



Enter your Name and Email address, Click on LOGIN



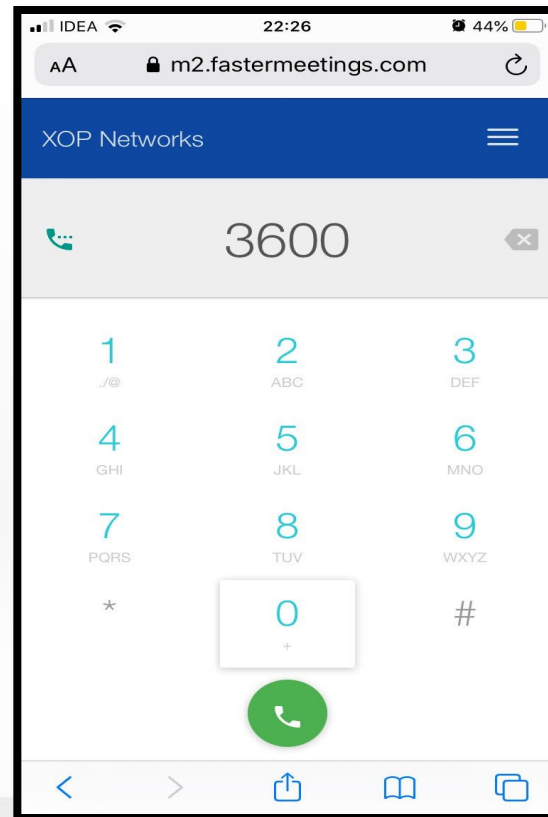
The image shows a mobile browser interface for the XOP Networks login page. The browser's address bar displays the URL "m2.fastermeetings.com". The page header includes the "XOP Networks" logo and a menu icon. The main content area features a "Login" form with the following fields and elements:

- Name:** A text input field containing the value "Tp".
- Email:** A text input field containing the value "tp@tp.com".
- Settings:** A link located below the email field.
- LOGIN:** A prominent green button for submitting the login information.

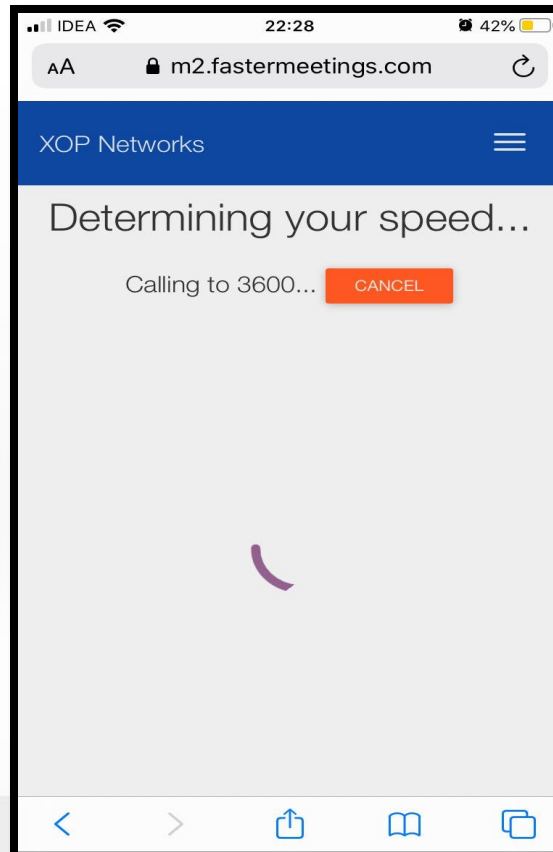
The browser's status bar at the top shows the time as 22:26 and the battery level at 44%. The bottom of the screen displays standard mobile navigation icons.

Dial your Bridge number

Dial your assigned Bridge number, then Click on Green Handset icon



Wait here as we connect you into the conference. It could take up to 30 secs



Note:
Hold your iPhone horizontally to see the full view on the video conference



For additional information please visit our web site at
www.xopnetworks.com

Thank You